



## Summer Holidays Assignment (2025-2026)

### Class IV

*Vacation time!*

*It would be a great idea to engage your creative mind and skilful hands with pencil, craft and splash of colours.*

*Make your holidays fruitful and add wings to your creations.*



Dear students and parents

It's summertime when faces light up with smiles.

It's time for the children to play, relax and enjoy as summer vacation is the time they eagerly await for. Also, this is the time to unlock the days creatively making the most while at home. Along with the break, come many opportunities for your child to share new discoveries in reading, baking, gardening, painting, drawing and even composing their own songs or taking up any hobby.

Here are the ways by which you can make the holidays fun and meaningful at the same time :

- Provide your child with some quiet reading time. Set aside fifteen or twenty minutes each day for your child to relax and curl up with a good book.
- Ask your child to help you in doing small household chores like cleaning the cupboards, watering the plants, making the bed, serving meals. Helping in the kitchen can be fun too.
- Don't let them become a couch potato!! REDUCE SCREEN TIME. Instead make them play interesting games like Scrabble, Pictionary, and Chess etc.
- Encourage them to exercise or take up a sport and be fit.
- Take them to parks where they can spend time observing the wonders of blooming of flowers, sprouting of new leaves, rising or setting of the sun, flock of birds taking off or coming back to roost etc

As the school announces the summer break, we want to ensure that the children have a constructive vacation. With this thought some holidays' homework is being given which will keep the child active and observant. The work can easily be done by the students with a little assistance, only when required.

Follow the guidelines given by teachers to complete specific activities.



## ENGLISH

1. Read newspaper every day to improve your reading skills.
2. Choose any storybook of your choice and read it to enrich your vocabulary.
3. Create a collage on an A3 sheet based on the assigned topics:  
- **Roll-no. 1-16: Nouns (Gender)**  
- **Roll-no. 17 onwards: Nouns (Singular and Plural)**
4. Complete the given worksheet and paste it in your English notebook.

### Subject and Predicate

A. Identify and circle the subject in the following sentences.

1. The sun shines brightly.
2. My brother plays the guitar.
3. Birds fly in the sky.
4. Our school has a big library.
5. Come inside.

B. Identify and underline the predicate in the following sentences.

1. The cat is sleeping on the sofa.
2. Where is your sister?
3. Please open the door.
4. Sarah and her friends are going to the park.
5. The dog barked loudly at the stranger.

### Collective Nouns

Q. Fill in the blanks with the correct collective noun from the box below:

herd, bouquet, bunch, flock, pack, crowd, swarm, army
---

1. A \_\_\_\_\_ of cows was grazing in the field.
2. She received a beautiful \_\_\_\_\_ of flowers on her birthday.
3. A \_\_\_\_\_ of bees flew out of the hive.
4. We saw a \_\_\_\_\_ of people at the market.
5. A \_\_\_\_\_ of birds flew across the sky.
6. The dog chased a \_\_\_\_\_ of wolves into the forest.
7. An \_\_\_\_\_ of soldiers marched down the street.
8. I ate a \_\_\_\_\_ of grapes after lunch.

हिंदी

## ग्रीष्मावकाश गृहकार्य


1. कक्षा में करवाए गए कार्य को याद करें।
2. नियमित रूप से समाचार – पत्र और बाल- पत्रिकाएँ पढ़ें।
3. लेखनकार्य



नीचे दी गई कार्यपत्रिका को उत्तर सहित कॉपी में चिपकाओ।

**प्रश्न 1** नीचे दिए गए चित्र में रंग भरों और अपठित गद्यांश को पढ़कर प्रश्नों के उत्तर लिखो।

एक बार एक खेत में एक बकरी, एक कुत्ता और एक मुर्गा रहते थे। वे आपस में अच्छे मित्र थे। हर दिन वे मिलकर भोजन ढूँढ़ते और एक-दूसरे की मदद करते। एक दिन खेत में एक लोमड़ी आ गई। उसने सोचा कि वह मुर्गे को पकड़कर खालेगी। लोमड़ी ने चालाकी से मुर्गे से कहा, “तुम्हारी आवाज़ बहुत प्यारी है। क्या तुम मेरे लिए गा सकते हो?” मुर्गा समझ गया कि लोमड़ी उसे धोखा देना चाहती है। उसने कुत्ते को आवाज़ लगाई। कुत्ता दौड़ता हुआ आया और लोमड़ी डर के मारे भाग गई। बकरी, कुत्ता और मुर्गा बहुत खुश हुए कि उन्होंने मिलकर एक खतरे से छुटकारा पाया। उन्होंने सीखा कि एकता में बड़ी ताकत होती है।



1. खेत में कौन-कौन से जानवर रहते थे?
2. लोमड़ी ने मुर्गे से क्या कहा?
3. मुर्गे ने क्या समझा?
4. किसने लोमड़ी को भगाया?
5. इस कहानी से हमें क्या सीख मिलती है?

## प्रश्न 2 सर्वनाम शब्दों को रेखांकित करो।

1. वह मुझे रोज़ स्कूल में मिलता है।
2. यह तुम्हारी किताब है या मेरी?
3. उन्होंने हमें आमंत्रित किया है।
4. तुमने अपना काम पूरा किया है।
5. मैं आज घर पर ही रहूँगा।

## प्रश्न 3 दिए गए संज्ञा शब्दों को उनके भेद के अनुसार उचित स्थान पर लिखें।

पुस्तक ईमानदारी जवाहर लाल नेहरू कमरा बुढ़ापा शहर  
रमेश अध्यापक मोहन गरीबी गुजरात क्रोध



व्यक्तिवाचक संज्ञा	जातिवाचक संज्ञा	भाववाचक संज्ञा

## प्रश्न 4 लिंग बदलकर लिखो।



पुल्लिंग

स्त्रीलिंग

छात्र

-----

अध्यापक

-----

हाथी

-----

मोर

-----

पुत्र

-----

#### 4.रचनात्मक कार्य






नोट- नीचे दिए गए कार्य को अपने रोल नंबर के अनुसार करें।

भारत में मनाए जाने वाले धार्मिक त्योहारों में से किसी एक त्योहार का चित्र चार्ट पर बनाओ।(दीपावली / होली/ ईद/क्रिसमस/गुरुपूरब)	अनुक्रमांक 1 से 10
भारत में मनाए जाने वाले राष्ट्रीय त्योहार में से किसी एक त्योहार का चित्र चार्ट पर बनाओ।(गणतंत्र दिवस/ स्वतंत्रता दिवस /गांधी जयंती)	अनुक्रमांक 11 से 20
हिंदी व्याकरण संबंधित किसी एक विषय पर सुंदर चार्ट बनाओ।	अनुक्रमांक 21 से 30
सुंदर से चित्र के साथ एक कविता चार्ट पर लिखो।	अनुक्रमांक 31 से अंत तक

#### MATHEMATICS

- 1) Make a separate **thin** notebook to do the following work.
  - Memorize and write multiplication tables from 2-20.
- 2) Practice Mental Maths work.
- 3) Practice the worksheets given at the end of Chapter -1, 2 and 3 of your **Mathspark book**.
- 4) Revise the syllabus done so far for **Periodic Test - 1**.

#### **Projects:**

1. Create an A4 sheet or a chart showcasing divisibility rules for different numbers (2, 3, 4, 5, 6, 7, 8, 9, 10).
2. Draw a Weather Chart on an A4/A3 Sheet -
  - Record daily temperature, humidity or Sunrise and Sunset time for a week.
  - Draw or paste pictures to represent the weather conditions (Sunny  - , Cloudy - , Rainy - , Windy - , Partly cloudy - etc.
  - Use the icons to indicate temperature, humidity, Sunrise and Sunset time.

# WEEKLY WEATHER CHART

Day	Temperature (in °C)		Humidity (Average)	Sunrise and Sunset time	Weather Conditions(Sunny, Cloudy, Rainy, etc.)
	Max	Min			
Monday					
Tuesday					
Wednesday					
Thursday					
Friday					
Saturday					
Sunday					

3. Create a shopping list of items from an online or offline store with a virtual budget of ₹1000. Stay within budget and show calculations. Sample shopping list is given below:

[illegible]

## **GENERAL SCIENCE**

*"The Science of today is the technology of tomorrow".*

**- Edward Teller**

1. Make a model using different materials like toy animals, artificial trees, artificial grass, box, cutouts of things required, soil, sand, pebbles, cardboard, ice cream stick, etc. (refer links given below)

**a) Roll no.- 1 to 10 : Forest Diorama**

- <https://youtu.be/De6UNFeYGz4?si=cpCbNWCt8K0hpI3v>
- <https://youtu.be/oLXmXwAEaWs?si=AzLkiJ5TUvVDNPYg>

**b) Roll no.- 11 to 20. : Ocean Diorama**

- [https://youtu.be/6h0U\\_oRoMys?si=kMnj2HFRbdT46gLM](https://youtu.be/6h0U_oRoMys?si=kMnj2HFRbdT46gLM)
- <https://youtu.be/S4aXhLnZDX4?feature=shared>

**c) Roll no.- 21 to 30. : Structure of Tooth**

- <https://youtu.be/27juSqC2UdE?si=bDndJhYlXwMwUySo>
- <https://youtu.be/soUvHMAPtYY?si=GZ32gDKDygfopno0>

**d) Roll no.-31 & above: Life cycle of butterfly**

- <https://youtu.be/ZZiqO08pe0k?si=SQpq96zbCnQyITRF>
- <https://images.app.goo.gl/tYkFdsa4gEWy1bYN9>

2. Prepare a chart on A3 size sheet as per the given topic.

Roll no.- 1 to 10 : 5 road signs (Refer Ch-3 from book)

Roll no.- 11 to 20. : Parts of leaf (Refer Ch-4 from book)

Roll no.- 21 to 30. : Photosynthesis (Refer Ch-4 from book)

Roll no.-31 & above: Land breeze and Sea breeze (Refer Ch- 12 from book)

3. Design an environment magazine on the topic **‘THE GREEN GAZETTE’**.

- Paste 8-10 news clippings and articles related to the environment.
- Puzzles, Riddles, Amazing Facts based on environment.

Note:- Use A4 size coloured sheets. Make a magazine cover.

4. Revise all the workdone in Science notebook.

## SOCIAL SCIENCE

### Task 1: Himalayan Species Collage

- Research and gather pictures of different Himalayan species (plants and animals).
- Create a collage on an A3-sized sheet, describing the wildlife and plants found in the Himalayas.



### Task 2: Demographic Conditions of Ladakh

- Research and write about the demographic conditions of Ladakh in your holidays homework notebook.
- Include information about the population, culture, and lifestyle of the people living in Ladakh.

### Task 3: Indian Physical Map

- Mark all the states and their capitals on an Indian physical map.
- Paste the map in your holidays homework notebook.

### Task 4: Creative Corner - City Model

- Use different materials like clay, cardboard, etc., to create a model of a city incorporating various landforms (mountains, hills, plains, etc.).
- Let your creativity shine!



### Task 5: Class Constitution

- Imagine you're creating a constitution for your class.
- Write down rules and guidelines that would help your class function smoothly.
- Be creative and think about what would make your class a happy and productive place.

### Task 6: Physical Features of India

- Use clay of different colors to show the physical features of India on an A3-sized sheet.
- Label the different features like mountains, rivers, plains, etc.



### Task 7: Resource Usage

- Keep track of all the resources you use in a single day (water, food, electricity, etc.).
- Write down your observations in your holidays homework notebook.

Have fun completing these tasks and learning more about social science!



## **GENERAL KNOWLEDGE**

Q1. Complete the Revision Worksheet below. Take out the Printout and paste in GK notebook. Revise PT1 syllabus.

**Subject : GK**

**PT1 REVISION WORKSHEET**

**Class IV**

Q1. Answer the following questions:-

a. Which State is the most literate?

\_\_\_\_\_

b. Who is known as the Missile Man of India?

\_\_\_\_\_

c. Who is the Project Director of Aditya L1 mission ?

\_\_\_\_\_

d. Bodh Gaya is situated in which state?

\_\_\_\_\_

e. Who was considered the mastermind behind the Kakori Train Dacoity?

\_\_\_\_\_

Q2. Match the following:-

Bandi Jeewan

Uttarakhand

Kedarnath temple

Gomti River

Lucknow

Kolkata

City of Joy

Sachindra Nath Sanyal

Q3. Tick the correct option:-

1. \_\_\_\_\_ is the world's largest river island.

a. Majuli      b. Umananda      c. Chongming      d. Zhongshan

2. Which is the largest tea growing region in India?

a. Meghalaya    b. Arunachal Pradesh    c. Manipur      d. Assam

3. State called 'City of Pearls' ?

a. Rajasthan    b. Hyderabad      c. Kolkata      d. Goa

4. Who is known as 'Father of the Indian Space Program'?

a. JRD Tata                      b. Vikram Sarabhai  
c. Sachin Tendulkar          d. Major Dhyan Chand

5. In which State, National War Memorial is situated?

a. New Delhi    b. Mumbai      c. Hyderabad      d. Gujarat

**Q2. Make a ‘MY WORLD KNOWLEDGE WHEEL’ on the topic allotted Roll no. wise using a cardboard, markers, A-3 size sheet and thumbtack. Decorate beautifully.**

Roll Number	Topic
1 to 6	Animal Kingdom
7 to 12	Continents
13 to 18	Countries & Capitals
19 to 24	Scientific Inventions
25 to 30	Famous Monuments
31 onwards	Fun facts

Sample attached for reference:



### **Art and Craft**

- 1) Patterns:- Create your own patterns and make a beautiful pattern design on a butterfly in the Shades book( Page No-16) using a thin permanent marker (OHP Marker).
- 2) Do beautiful and neat colouring in the Madhubani painting on Page No-41 in the Shades book using brush pens or pencil colours only.
- 3) Colour the pictures given on the Page No-34 and 36 of your Shades book with pencil colours.
- 4) Design a painting on Traditional Art (Folk Art/ Madhubani Art/ Tribal Art/ Mughal Art) on A-3 size white Ivory Sheet.

You can use Poster colours/ Sketch Pens/Oil Pastel Colours for colouring in the Madhubani Art. Frame your sheet with another colour pastel sheet.